

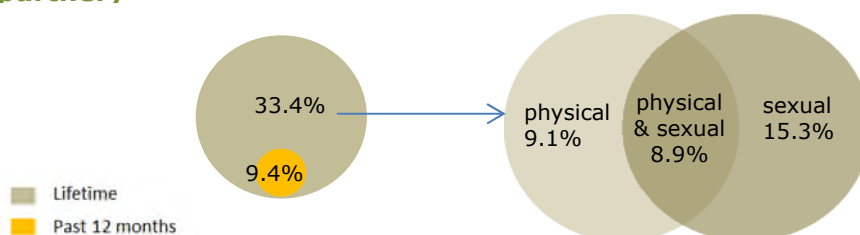
2016 Indonesian National Women's Life Experience Survey (2016 SPHPN): Study on Violence Against Women and Girls

KEY FINDINGS

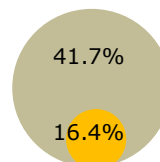


1 in 3 (33.4%) women aged 15-64 years old have ever experienced physical and/or sexual violence perpetrated by their partner or non partner in her **lifetime**. Around 9.4% women have experienced it in the **last 12 months**.

Prevalence of physical and/or sexual violence by any perpetrator (partner or non partner)

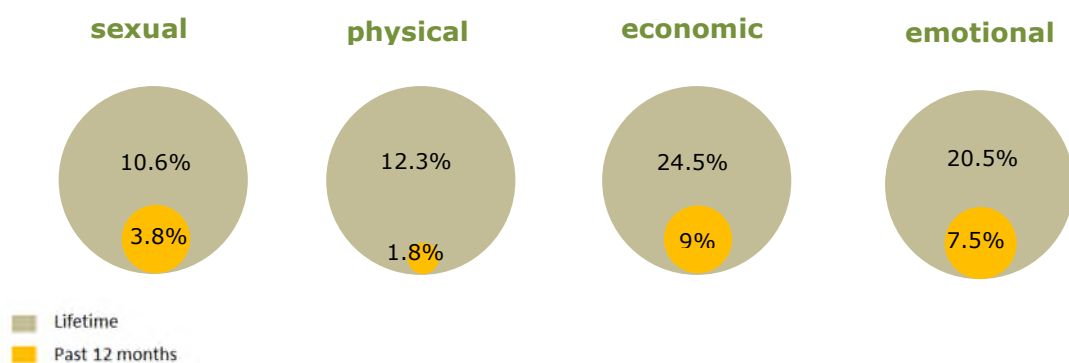


-2 in 5 (41.7%) **ever-partnered women** have experienced at least 1 out of the following 4 types of violence: physical, sexual, emotional and economic in her **lifetime**. At least 16.4% women experienced it **in the last 12 months**.



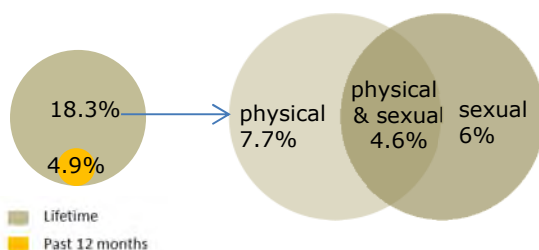
-Cases of physical and/or sexual violence are highest among women of **higher educational background (high school or higher)**, those who are **unemployed** and those who live in **urban area**.

TYPES OF VIOLENCE AGAINST WOMEN, PERPETRATED BY THEIR HUSBAND/PARTNER

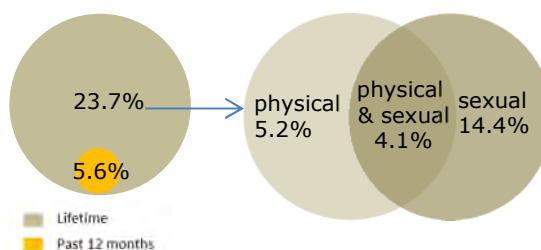


Prevalence of physical and/or sexual violence by partner or non partner

By partner

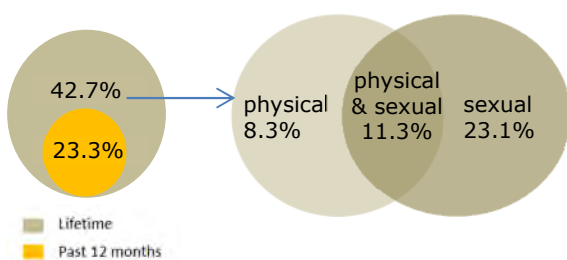


By non partner

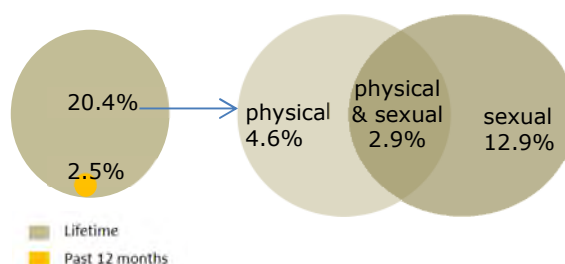


Prevalence of physical and/or sexual violence by non partner: by status

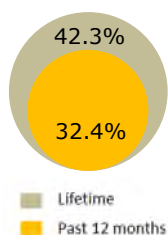
Single



Ever-partnered



Restriction or limitation to women's freedom



In addition to the 4 types above, the 2016 VAW survey also looks at violence in the forms of **restriction or limitations to women's freedom** e.g. prevents her from seeing her friends, forbids her to communicate with her family, always curious about her whereabouts at all times, neglects or ignores her, yells at her when she is talking to other men, often suspects her to be unfaithful, requires her to ask for his permission before taking medical checkup/medication, inhibits her from performing religious practices (When experienced one of the above).

SCOPE OF VIOLENCE

Emotional violence by partner

1. Insults or makes her feel inferior
2. Disgraces or humiliates her in front of others
3. Deliberately uses an object to frighten or intimidate her
4. Threatens to hurt her or someone she loves
5. Other acts

Economic violence by partner

1. Forced to resign or reject job that gives a financial benefit because she is not allowed to work
2. Takes her income or savings without her permission
3. Refuses to give her money when he has money

Physical violence

1. Slaps or throws an object at her
2. Pushes or pulls her hair
3. Hits with bare hand or with an object
4. Kicks, drags, or beats
5. Chokes or burns
6. Threatens to use or using a gun, sharp object or other weapons
7. Other acts of physical violence

Sexual violence

A. by partner

1. Forces her to have sex when she does not want to
2. Has sex because she is afraid of her partner
3. Forces to do sexual acts that for her is degrading or humiliating
4. Forces to have sex with other people

B. by non partner

1. Forces to have sex
2. Her body is sexually touched or groped
3. Hears or reads unwanted sexual messages
4. Forces her to touch intimate parts of someone's body
5. Sees unwanted sexual images
6. Other sexual acts

The 2016 VAW survey

Scope: National: urban & rural

Sample size: 9,000 households

Location: 24 provinces, 83 districts, 100 subdistricts

Tool: android

Characteristics of respondents:

Total: 8,757 women, 1/household (97% response rate)

Age range: 15 – 64 year old

Status: married (85.2%), single (14.8%)

Education: elementary or equivalent (41.6%), junior high or equivalent (23.1%), high school, bachelor or equivalent (35.3%)

Types of violence: physical, sexual, emotional and economic. The survey also looked at restriction or limitations to women's freedom.

Perpetrators: partner (husband or sexual partner) and non partner (e.g. parents, parents in law, teacher or others)

Time reference: lifetime and last 12 months

